


Ten Little Sandpipers

Lesson Plans & Activities



Ten Little Sandpipers

Book Title: Ten Little Sandpipers

Author: Kim Ann

Illustrated by: Nejla Shojaie

Theme: Science & Nature Theme

Grades - K & 1

Objectives:

- Students will become familiar with Sandpipers.
- Students will learn about sandpipers and describe their behaviors at the beach from the story.
- Students will be able to describe sandpipers and their characteristics.

Main Vocabulary:

- Sandpiper, Tide, Sand, Wave, Ocean

Alignment with Common Core Standard:

- Part B: English Language Arts and Literacy
 - Key ideas and details: With prompting and support, ask and answer about detail(s) in a text.
 - Responding to literature: With prompting and support, make connections between self, text, and the world around them (text, media, social interaction).
- CCSS.ELA- LITERACY.SL.

Assessment:

- Reading Comprehension Worksheet (attached)

Reading Comprehension/Recall Questions:

1. Where does the story take place?
 - a) On the mountain
 - b) In the tree
 - c) At the beach
 - d) In a swimming pool

2. Where were the sandpipers resting before the waves came?
 - a) On the sand
 - b) In the tree
 - c) On the grass
 - d) On the mountain

3. What do sandpipers do on the beach?
 - a) Grow
 - b) Thrive
 - c) Play
 - d) All of the above

4. How many sandpipers are there in the story?
 - a) Ten
 - b) Five
 - c) Two
 - d) Three and a half

5. What are the other animals in the story?
 - a) Crabs
 - b) Dolphins
 - c) Starfish
 - d) All of the above

Ten Little Sandpipers

Book Title: Ten Little Sandpipers

Author: Kim Ann

Illustrated by: Nejla Shojaie


Theme: Science & Nature Theme

Grades - K & 1

Think about one time when you and your family spent time at the beach.

Draw a detailed picture and write a sentence to describe the picture.

Bonus: label the picture!



Ten Little Sandpipers

Book Title: Ten Little Sandpipers

Author: Kim Ann

Illustrated by: Nejla Shojaie

Theme: Science & Nature Theme

PreK

Objectives:

- Students will learn to count to ten by reading “Ten Little Sandpipers” by Kim Ann.

Step By Step Directions:

- Introduce the book title, author, and illustrator.
- Ask the student(s) what they think the book may be about.
- Read the first page and point to the one sandpiper.
- Read the second page and ask a student to point to and count the sandpipers.
- Repeat until the page where five sandpipers are counted.
- Ask the student(s) how many sandpipers do they think will be on the next page?
- Read and ask the student(s) to count.
- Repeat until the page where ten sandpipers are counted.

Alignment with NYS PreK Learning Standards: Domain 5A: Cognition and Knowledge of the World: Mathematics

Counts to tell the number of objects

PK.MATH.3. [NY-PK.CC.3.] Understands the relationship between numbers and quantities to 10, connects counting to cardinality

PK.MATH.3a. [NY-PK.CC.3a.] When counting objects, says the number names in the standard order, pairing each object with one and only one number name and each number name with one and only one object. (1:1 correspondence)

PK.MATH.4b. [NY-PK.CC.4b] Given a number from 1-10, counts out that many objects

Assessments & Center Activities:

- Counting Centers - have each student grab a bunch of seashells (or any counters available) and count them to a partner. The students will take turns counting. To differentiate, the students can grab two handfuls or have a teacher grab a bunch for them to count!
- Counting Worksheet (attached)

Ten Little Sandpipers

Book Title: Ten Little Sandpipers

Author: Kim Ann

Illustrated by: Nejla Shojaie

Theme: Science & Nature Theme

PreK

Objectives:

- Students will learn to make connections between self, text, and the world around them (text, media, social interaction).
- Students will be able to share their experiences on what makes them happy after reading the book.

Step By Step Directions:

- Introduce the book title, author, and illustrator.
- Ask the student(s) what they think the book may be about.
- Read the first page and ask the student(s) why they think the sandpiper is happy.
- Read a few more pages and refer to the conversation prompts to build social-emotional vocabulary.

Social/Emotional Development Foundations for PreK and Common Core

- Child understands that other children have needs and rights.
- Child demonstrates awareness of similarities and differences in habits, traits, preferences, abilities, motives, etc. among his/her family members and/or peers.
- Child understands how his/her own emotions impact choices (likes & dislikes).

Conversational Prompt Samples:

- 1) Can you tell us a time when you felt very happy?
- 2) Can you tell us a time when you were at the beach?
- 3) How do you think the sandpipers feel when the waves bring a lot of water?
 - 3a) Can you think of a time when you felt that way too?

Ten Little Sandpipers were very busy having fun at the beach. They sure had a lot of emotions for the day! Choose a word from below to describe the sandpipers and draw a picture.

Happy

Playful

Worried

Tired

Excited


This is a picture of my _____ sandpiper!




Name: _____

Counting Sandpipers


Circle the Number of Sandpipers You See!



1 3 6



7 1 3



4 2 5

The Letter S

Name: _____

