


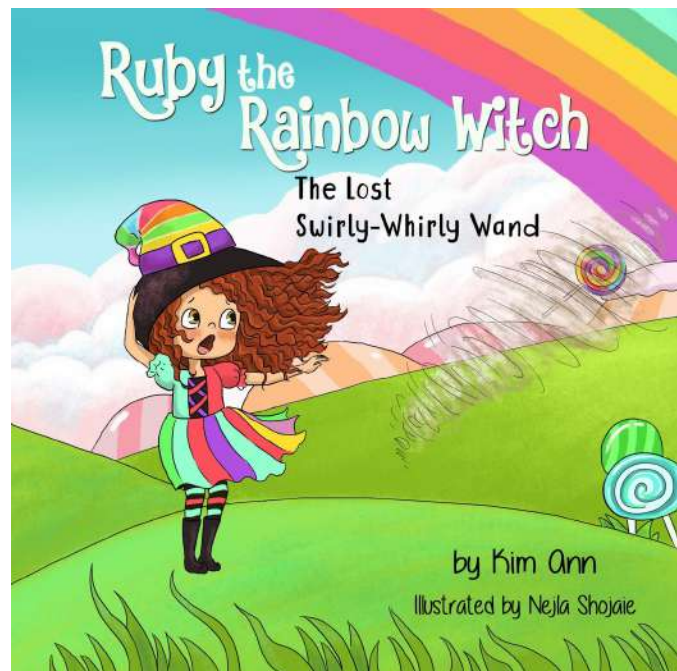
About the books...



Meet Ruby the Rainbow Witch and her rainbow dress, picture-perfect hat, and swirly-whirly wand. This charming story is full of playful descriptions and alliterations that will expand vocabulary and captivate the imagination. Your child will love to adventure along with Ruby as she discovers just how fun it can be to make *friendly friends* wherever you go!

Ruby the Rainbow Witch is back for a second adventure! When a gust of whistling wind tosses and tumbles her wand away, she'll need to find it fast. With the help of her friends, Ruby sets out on another wonderful whirly adventure.

This beautifully written story encourages kindness, friendship, and the importance of problem-solving. Its perfect blend of playful language and colorful illustrations make this an instant storytime favorite!



Intentional Read-Aloud

Activities in this section:

- First, Second, Third Worksheet
- Before Reading
- Discussion Questions (Book 1)
- Discussion Questions (Book 2)

Before Reading

- Take a look at the cover. What do you think this story will be about? What do you think the characters will do?

Discussion Questions (Book 1)

- Who is the main character? (Ruby)
- How would you describe her?
- What other characters did Ruby meet?
- What did her swirly-whirly wand do?

Discussion Questions (Book 2)

- What is the first event in the story? (Ruby's wand gets blown away)
- How did Ruby feel about losing her wand?
- What did she do about losing her wand?
- What does it mean to be a problem-solver?
- Where did they find the wand?
- When the leprechaun claimed the wand is his, what did Ruby say/do about it?
- How did Ruby make the leprechaun's day "picture-perfect"?

Name: _____

Directions: In "Ruby the Rainbow Witch", Ruby meets lots of new friends. Which friend did she meet first, second and third?

Word Bank		
Cat	Frog	Bunny

First: _____

Second: _____

Third: _____

"As you wishy-wish!", what did each of them wish for?

Alliteration Activities

Activity Objectives:

- Find/identify alliterations from the stories (Books 1 & 2).

Activities in this section:

- Cut and Paste
- Alliteration Worksheet

Name: _____

Directions: Cut and paste the phrases from the story into the correct category.

Alliteration	Not

Wonderful whirly walk	Ruby smiled	Picture- perfect place	Whirl and twirl	I like your hat!
Cuddly cat	Fudge the Frog	Rainbow dress	Pastry Path	Making new friends

Name: _____

Alliteration is when the same beginning sound is repeated in the sentence.

Directions: Underline the alliterations in the sentences from Ruby the Rainbow Witch.

Example: Fudge the frog is the first friend Ruby met in the story.

1. It is the most picture-perfect place you could ever see!
2. Ruby went for a wonderful whirly walk down Pastry Path.
3. Ruby smiled and went on her wonderful whirly way.
4. "Friendly friends is my favorite way to make a picture-perfect rainbow day!"

Try It! Write your own sentence with alliterations:

Adjective Activities

Activity Objectives:

- Use grade-level appropriate adjectives to describe a character from the book.
- Identify adjectives from Ruby the Rainbow Witch (Books 1 & 2).

Activities in this section:

- Cut and Paste
- Adjective Coloring
- Describe Ruby

Name: _____

Directions: Cut and paste the words from the story into the correct category.

Adjectives	Not

giant	lucky	hat	rainbow	witch
day	wand	comfy	cuddly	chair

Name: _____

Directions: Adjectives are describing words, and Ruby the Rainbow Witch is full of them! Color the adjectives blue.

sweet

blue

name

big

she

cuddly

new

the

magical

hat

rainbow

said

was

comfy

wish

Name: _____

Directions: Use your **adjectives** to describe Ruby the Rainbow Witch.



Writing Activities

Activity Objectives:


- Use grade-level appropriate vocabulary to respond to a writing prompt.
- Write a review of Ruby the Rainbow Witch (Books 1 & 2) to express an opinion.

Activities in this section:

- Swirly-Whirly Prompt
- Write A Review

Name: _____

If you had your own swirly-whirly wand, what would you do with it?




Name: _____

Word Bank


_____	_____	_____
_____	_____	_____
_____	_____	_____

Directions: Use your own adjectives to write a book review!



Name: _____

Directions: Use your own adjectives to write a book review!




Name: _____

Word Bank


_____	_____	_____
_____	_____	_____
_____	_____	_____

Directions: Use your own adjectives to write a book review!



Name: _____

Directions: Use your own adjectives to write a book review!



Get Creative!

Activities in this section:

- Draw Your Own Swirly-Whirly Wand
- Coloring Pages (4)

Name: _____

If you had your own swirly-whirly wand, what would it look like?

